
IC220 Set #14:

Controlling the Single Cycle Implementation

(Chapter Four)

1

Control

**Selecting the
and controlling the
based on the**

- **Outline:**
 - 1. Overview**
 - 2. Controlling the ALU**
 - 3. Controlling multiplexors and register writes**

2

Part 1: Control Overview

Example #1: `add $8, $17, $18`

000000	10001	10010	01000	00000	100000
op	rs	rt	rd	shamt	funct

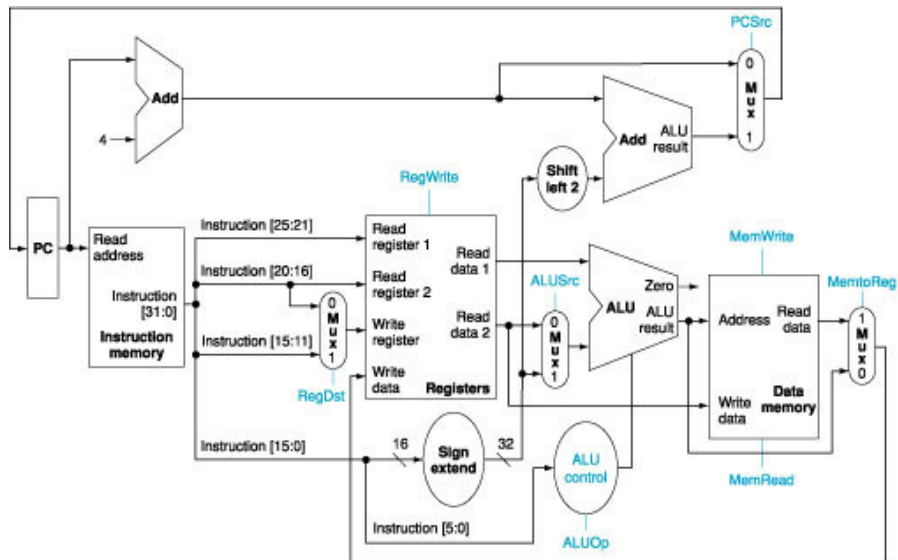
Example #2: `lw $2, 12($1)`

100011	00001	00010	0000000000001100
op	rs	rt	16 bit offset

	add \$8, \$17, \$18	lw \$1, 12(\$2)
A. What should the register file do?		
B. What should the ALU do?		
C. What should the muxes do?		

3

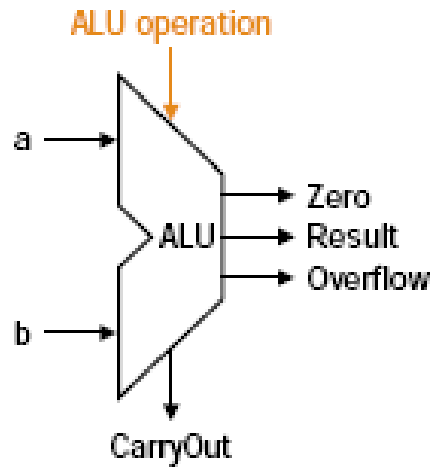
Part 1 – Control Overview



4

Recall: ALU Control and Symbol

ALU Control Lines	Function
0000	AND
0001	OR
0010	Add
0110	Subtract
0111	Set on less than
1100	NOR



5

Part 2: ALU Control Scheme

Instruction OpCode	Instruction op	Funct Field	Desired ALU action	ALU control input
lw (35)	load word	000000		
sw (43)	store word	000000		
beq (4)	branch equal	000000		
R-type (0)	add	100000		
R-type (0)	subtract	100010		
R-type (0)	AND	100100		
R-type (0)	OR	100101		
R-type (0)	Set on less than	101010		

6

Part 2: ALU Control

- Must describe hardware to compute 4-bit ALU control input given
 1. Instruction type
 - 00 = lw, sw
 - 01 = beq,
 - 10 = arithmetic
 2. Function code (for arithmetic)
- Describe it using a truth table:

ALUOp		Funct field						Operation
ALUOp1	ALUOp0	F5	F4	F3	F2	F1	F0	
0	0	X	X	X	X	X	X	0010
X	1	X	X	X	X	X	X	0110
1	X	X	X	0	0	0	0	0010
1	X	X	X	0	0	1	0	0110
1	X	X	X	0	1	0	0	0000
1	X	X	X	0	1	0	1	0001
1	X	X	X	1	0	1	0	0111

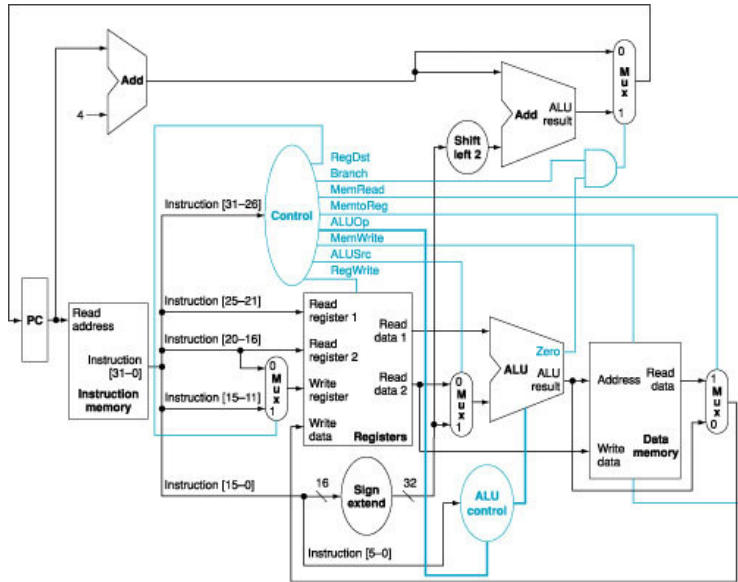
7

Part 3: Main Control

- Set the muxes and register write signals
 - To get data to flow to the right places
 - To store data in the appropriate places
- 7 signals:
 - ALUSrc
 - MemtoReg
 - MemRead
 - MemWrite
 - PCSrc
 - RegDst
 - RegWrite
- Control based on:

8

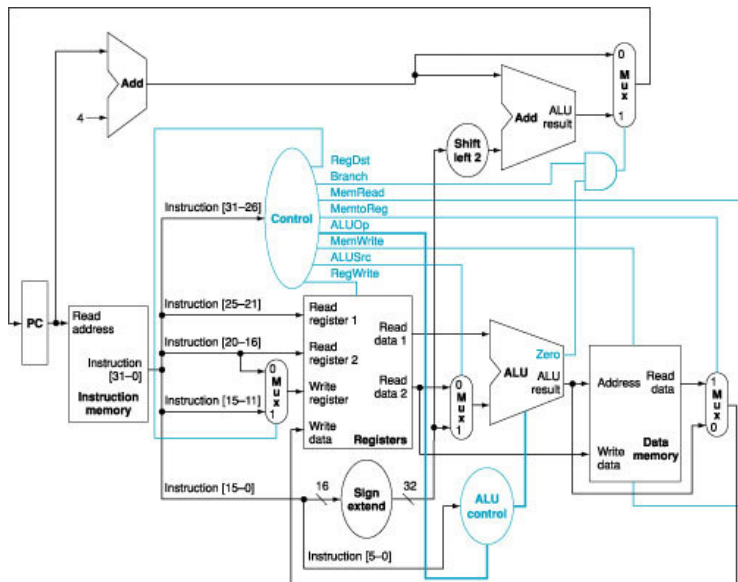
Part 3 – Main Control



9

Example – Main Control for an 'add'

EX: 4-1 ...



10

Performance Calculation

Instruction Class	Functional Units used by the instruction class				
R-type					
lw					
sw					
beq					

Memory (200ps)

Final Cycle Time?

ALU and adders (100ps)

Register file access – read or write (50ps)

13

Evaluation – Single Cycle Approach

- Good:

- Bad:

14

Adding Jump?

