

Figure 4-1. Engine Bleed Points

Throttle and Transmission Button






Navy 44 Fuel Shut Off Valves



RETURN LINE FUEL SHUTOFF


INJECTOR PUMP



OIL FILTER


**Open Bleed Point
#1 5/16 Inch Box
End**

FUEL LIFT PUMP



Hand Pump

INJECTOR PUMP




Open Bleed
Point#2 5/16
Inch

Close Bleed
Point#1 5/16
Inch


OIL FILTER

FUEL LIFT PUMP



Hand Pump


INJECTOR PUMP



Close Bleed
Point#2 5/16
Inch

OIL FILTER

INJECTORS



Bleed Point #3-1
5/8 Inch


Bleed Point #3-2
5/8 Inch

Bleed Point #3-3
5/8 Inch

Bleed Point #3-4
5/8 Inch

Crack all 4 Injector bleed points


5/8 Inch Open End



Emergency Start Panel



Navy 44 Fuel Shut Off Valves



RETURN LINE FUEL SHUTOFF